



*Get your free my-own-voice license  
for your demonstration purposes*

*My-own-voice service*

---

Language Manual: my-own-voice fee license terms and procedures

Published 18 January 2024  
Copyright © 2010-2024 Acapela Group

All rights reserved.

This document was produced by Acapela Group. We welcome and consider all comments and suggestions. Please, use the *Contact Us* link on our website:  
<http://www.acapela-group.com>

# *Table of Contents*

1	Get your free my-own-voice license.....	3
2	How to apply .....	3
3	Useful information .....	5
4	How should I request my free license?.....	5
5	Contacts and support.....	5

## 1 Get your free my-own-voice license

Acapela Group offers free my-own-voice license to all professionals active in the medical field, e.g.:

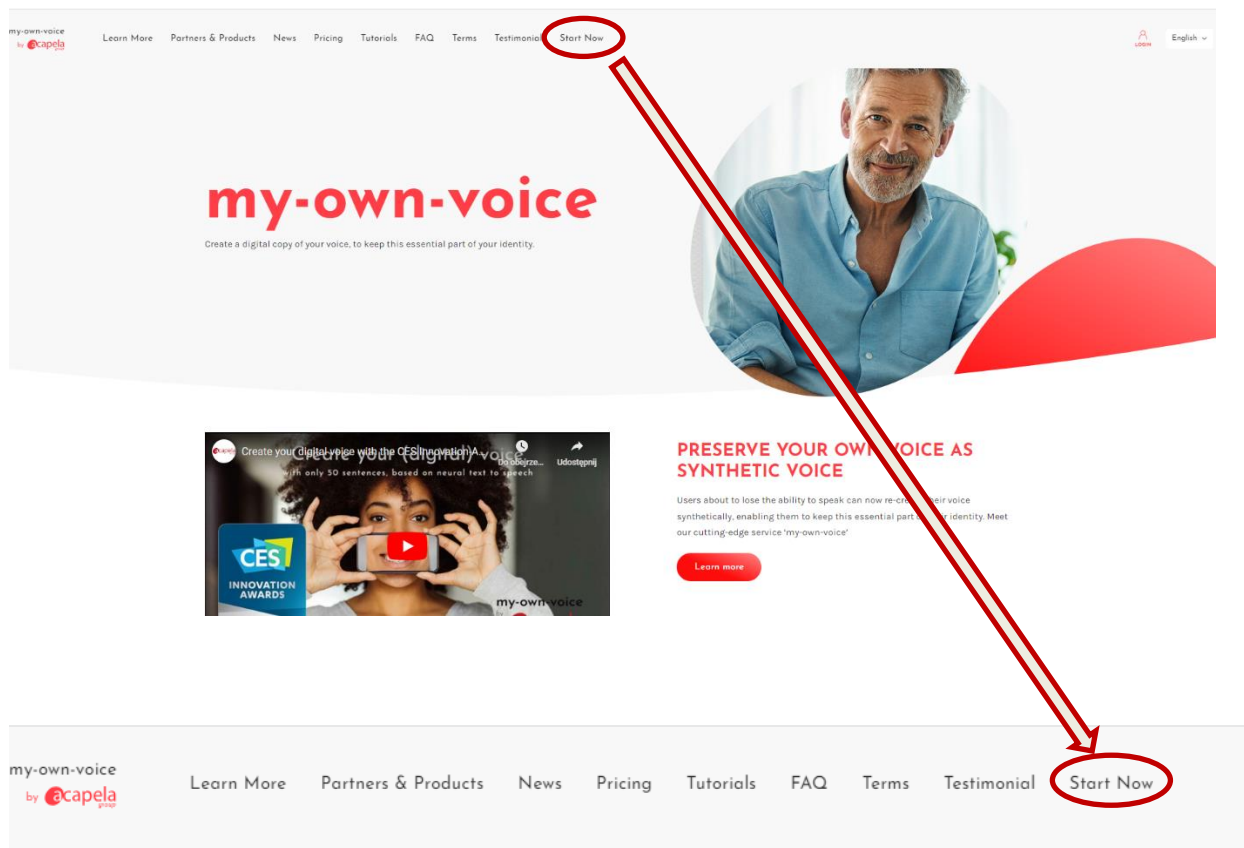
- Speech-Language Pathologists (SLP)
- Speech-Language Therapists (SLT)
- Occupational Therapists (OT)
- Physical Therapists (PT)
- AAC Vendors/employees
- Resellers
- Partners

The aim is to have the stakeholders to experiment with my-own-voice, to record & to create a digital copy of their original voice and ultimately to demonstrate the quality of the outcome to users who will need to voice banking using my-own-voice services.

## 2 How to apply

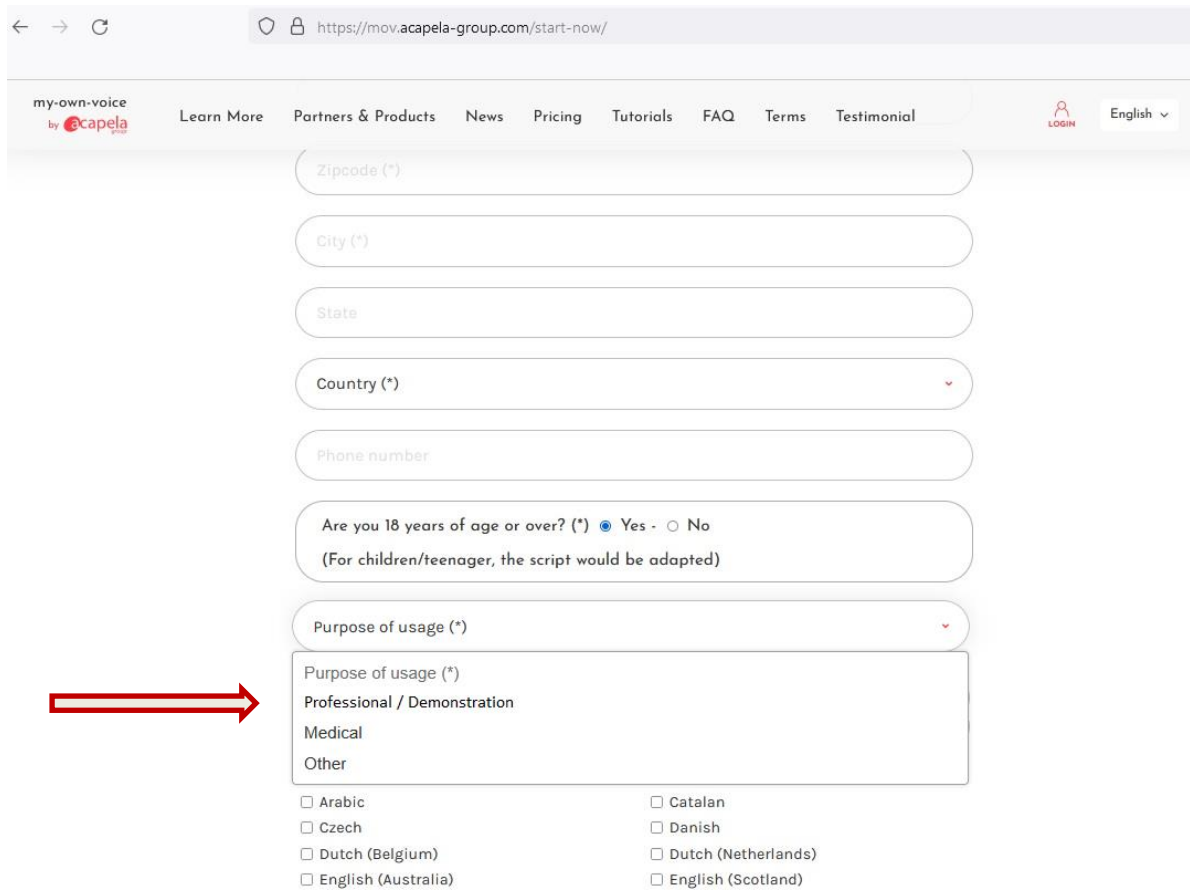
Here are the steps to apply and to start the creation of your digital voice:

1. Go to my-own-voice site: <https://mov.acapela-group.com/>
2. Enter the section "Start now"



3. Complete the form

- Under the tab “Purpose of usage” choose ”Professional/Demonstration”



my-own-voice by acapela

Learn More Partners & Products News Pricing Tutorials FAQ Terms Testimonial

Zipcode (\*)

City (\*)

State

Country (\*)

Phone number

Are you 18 years of age or over? (\*)  Yes -  No  
(For children/teenager, the script would be adapted)

Purpose of usage (\*)

Purpose of usage (\*)

- Professional / Demonstration
- Medical
- Other

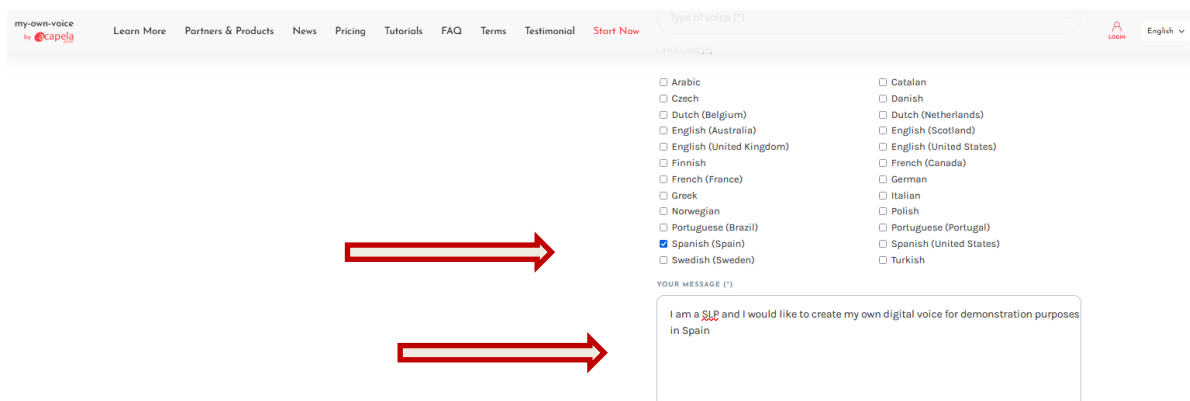
Arabic  Catalan

Czech  Danish

Dutch (Belgium)  Dutch (Netherlands)

English (Australia)  English (Scotland)

- Under the “Your message” window, add the following description as an example “*I am a SLP and I would like to create my own digital voice for demonstration purposes in Spain*”



my-own-voice by acapela

Learn More Partners & Products News Pricing Tutorials FAQ Terms Testimonial Start Now

Type of voice (\*)

Arabic Catalan

Czech Danish

Dutch (Belgium) Dutch (Netherlands)

English (Australia) English (Scotland)

English (United Kingdom) English (United States)

Finnish French (Canada)

French (France) German

Greek Italian

Norwegian Polish

Portuguese (Brazil) Portuguese (Portugal)

Spanish (Spain)  Spanish (United States)

Swedish (Sweden)  Turkish

YOUR MESSAGE (\*)

I am a SLP and I would like to create my own digital voice for demonstration purposes in Spain

- After filling out the form, click the "Send" button. Within 1-2 days you will receive confirmation of account creation by mail. After logging into your account, you can start recording your voice.

### **3 Useful information**

To create your own digital voice, you need the following equipment:

- computer (desktop or laptop)
- internet connection
- external headset with microphone (wired)

You must record in a quiet environment (no external noises like air conditioning, TV, radio etc.).

We strongly recommend that you go through the following useful information:

- [Tutorials to watch](#)
- [FAQ page](#)
- [List of Products and applications compatible with my-own-voice](#)

### **4 How should I request my free license?**

Once your digital voice has been created and you are pleased with the quality of it, you request your full license delivery to [mov-information@acapela-group.com](mailto:mov-information@acapela-group.com).

Please provide the following information:

- Your my-own-voice account details
- What version of your voice you would like to get (by default, we deliver all versions: Windows SAPI, iOS and Android)
- What applications will you use your my-own-voice with?
- Country/region where you operate
- Job title/Qualification
- Who are you working with that will benefit from voice banking?
- Your Professional registration number (with ASHA or equivalent)

### **5 Contacts and support**

Do not hesitate to reach out to Acapela Group by email:

- General inquiries: email to [mov-information@acapela-group.com](mailto:mov-information@acapela-group.com)
- My-own-voice support: email to [mov-support@acapela-group.com](mailto:mov-support@acapela-group.com)